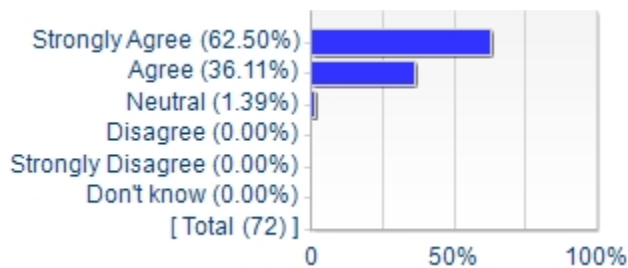


Overall Unit Offering Response Rate

Raters	Students
Responded to the University-Wide items in this Unit Offering Survey	72
Invited	195
Response Rate	36.92%

University Wide Items

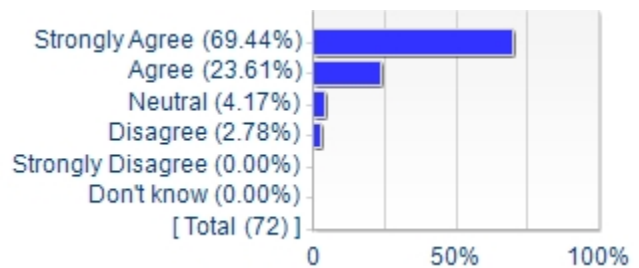
1. The Learning Outcomes for this unit were clear to me



Options	Score	Count	Percentage
Strongly Agree	5	45	62.50%
Agree	4	26	36.11%
Neutral	3	1	1.39%
Disagree	2	0	0.00%
Strongly Disagree	1	0	0.00%
Don't know	NRP	0	0.00%

Statistics	Value
Response Count	72
Mean	4.61
Median	4.70
Strongly Agree/Agree:	98.61%

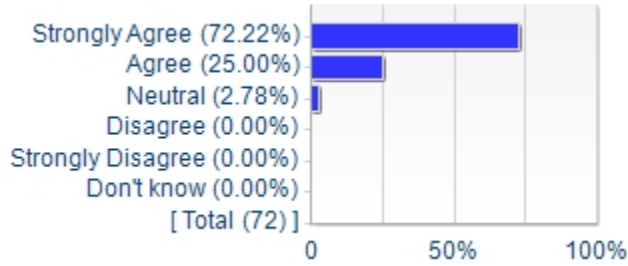
2. The instructions for Assessment tasks were clear to me



Options	Score	Count	Percentage
Strongly Agree	5	50	69.44%
Agree	4	17	23.61%
Neutral	3	3	4.17%
Disagree	2	2	2.78%
Strongly Disagree	1	0	0.00%
Don't know	NRP	0	0.00%

Statistics	Value
Response Count	72
Mean	4.60
Median	4.78
Strongly Agree/Agree:	93.06%

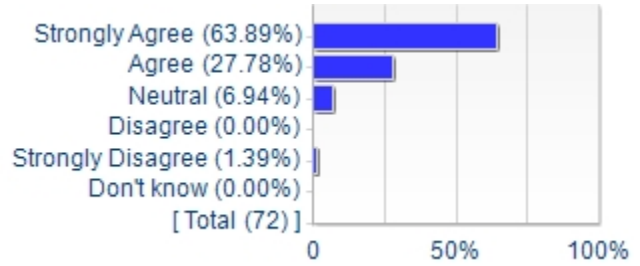
3. The Assessment in this unit allowed me to demonstrate the learning outcomes



Options	Score	Count	Percentage
Strongly Agree	5	52	72.22%
Agree	4	18	25.00%
Neutral	3	2	2.78%
Disagree	2	0	0.00%
Strongly Disagree	1	0	0.00%
Don't know	NRP	0	0.00%

Statistics	Value
Response Count	72
Mean	4.69
Median	4.81
Strongly Agree/Agree:	97.22%

4. The Feedback helped me achieve the Learning Outcomes for the unit



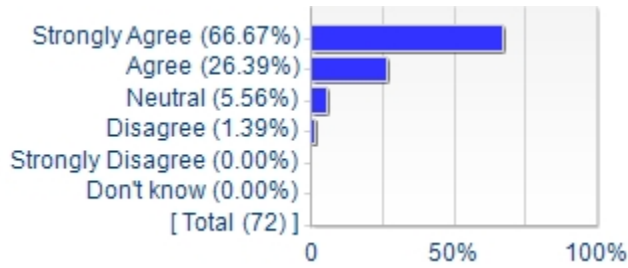
Options	Score	Count	Percentage
Strongly Agree	5	46	63.89%
Agree	4	20	27.78%
Neutral	3	5	6.94%
Disagree	2	0	0.00%
Strongly Disagree	1	1	1.39%
Don't know	NRP	0	0.00%

Statistics	Value
Response Count	72
Mean	4.53
Median	4.72
Strongly Agree/Agree:	91.67%

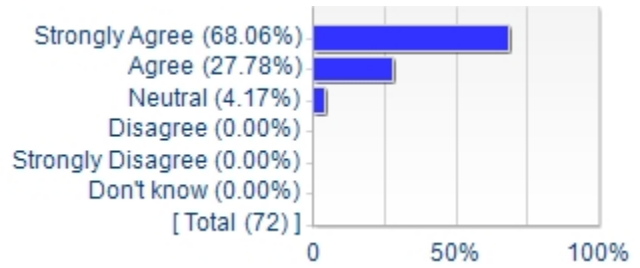
University Wide Items

(continued)

5. The Resources helped me achieve the Learning Outcomes for the unit



6. The Activities helped me achieve the Learning Outcomes for the unit



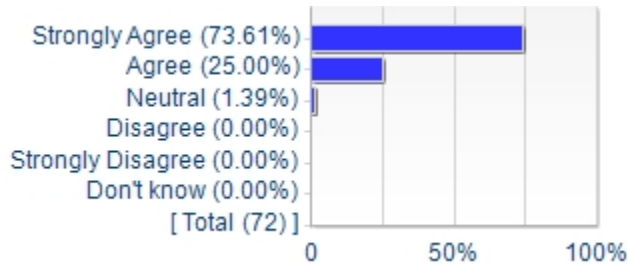
Options	Score	Count	Percentage
Strongly Agree	5	48	66.67%
Agree	4	19	26.39%
Neutral	3	4	5.56%
Disagree	2	1	1.39%
Strongly Disagree	1	0	0.00%
Don't know	NRP	0	0.00%

Options	Score	Count	Percentage
Strongly Agree	5	49	68.06%
Agree	4	20	27.78%
Neutral	3	3	4.17%
Disagree	2	0	0.00%
Strongly Disagree	1	0	0.00%
Don't know	NRP	0	0.00%

Statistics	Value
Response Count	72
Mean	4.58
Median	4.75
Strongly Agree/Agree:	93.06%

Statistics	Value
Response Count	72
Mean	4.64
Median	4.77
Strongly Agree/Agree:	95.83%

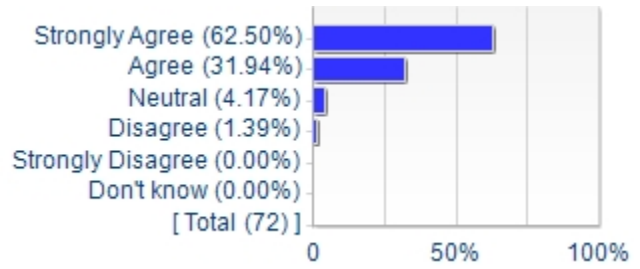
7. I attempted to engage in this unit to the best of my ability



Options	Score	Count	Percentage
Strongly Agree	5	53	73.61%
Agree	4	18	25.00%
Neutral	3	1	1.39%
Disagree	2	0	0.00%
Strongly Disagree	1	0	0.00%
Don't know	NRP	0	0.00%

Statistics	Value
Response Count	72
Mean	4.72
Median	4.82
Strongly Agree/Agree:	98.61%

8. Overall, I was satisfied with this unit

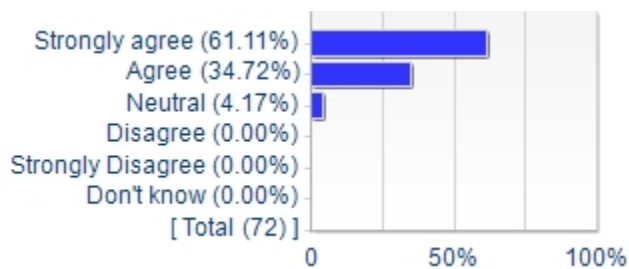


Options	Score	Count	Percentage
Strongly Agree	5	45	62.50%
Agree	4	23	31.94%
Neutral	3	3	4.17%
Disagree	2	1	1.39%
Strongly Disagree	1	0	0.00%
Don't know	NRP	0	0.00%

Statistics	Value
Response Count	72
Mean	4.56
Median	4.70
Strongly Agree/Agree:	94.44%

Faculty Wide Items

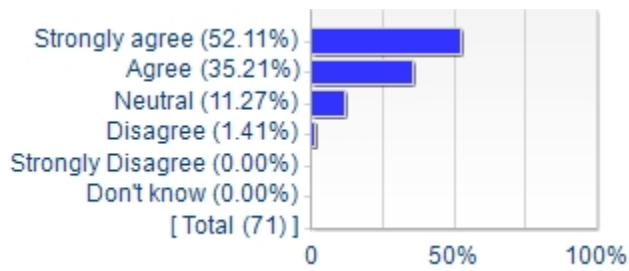
The assessment tasks helped me to develop the knowledge and skills required for this unit



Options	Score	Count	Percentage
Strongly agree	5	44	61.11%
Agree	4	25	34.72%
Neutral	3	3	4.17%
Disagree	2	0	0.00%
Strongly Disagree	1	0	0.00%
Don't know	0	0	0.00%

Statistics	Value
Response Count	72
Mean	4.57
Median	4.68
Strongly Agree/Agree:	95.83%

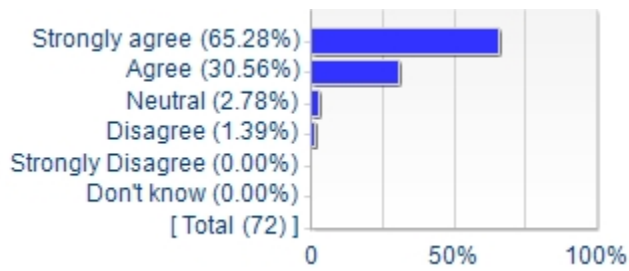
As the unit progressed I could see how the various topics were related to each other



Options	Score	Count	Percentage
Strongly agree	5	37	52.11%
Agree	4	25	35.21%
Neutral	3	8	11.27%
Disagree	2	1	1.41%
Strongly Disagree	1	0	0.00%
Don't know	0	0	0.00%

Statistics	Value
Response Count	71
Mean	4.38
Median	4.54
Strongly Agree/Agree:	87.32%

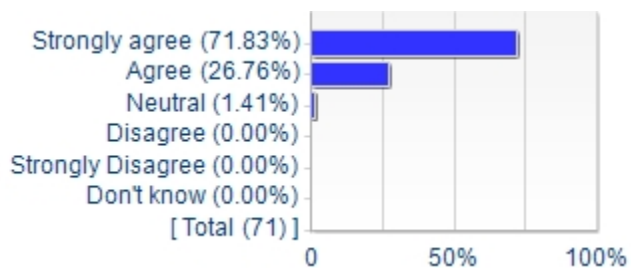
This unit contained a good mix of theory and application



Options	Score	Count	Percentage
Strongly agree	5	47	65.28%
Agree	4	22	30.56%
Neutral	3	2	2.78%
Disagree	2	1	1.39%
Strongly Disagree	1	0	0.00%
Don't know	0	0	0.00%

Statistics	Value
Response Count	72
Mean	4.60
Median	4.73
Strongly Agree/Agree:	95.83%

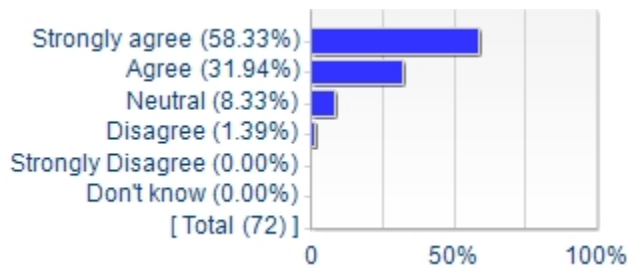
I was encouraged to actively participate in this unit



Options	Score	Count	Percentage
Strongly agree	5	51	71.83%
Agree	4	19	26.76%
Neutral	3	1	1.41%
Disagree	2	0	0.00%
Strongly Disagree	1	0	0.00%
Don't know	0	0	0.00%

Statistics	Value
Response Count	71
Mean	4.70
Median	4.80
Strongly Agree/Agree:	98.59%

This unit helped improve my capacity for critical thinking



Options	Score	Count	Percentage
Strongly agree	5	42	58.33%
Agree	4	23	31.94%
Neutral	3	6	8.33%
Disagree	2	1	1.39%
Strongly Disagree	1	0	0.00%
Don't know	0	0	0.00%

Statistics	Value
Response Count	72
Mean	4.47
Median	4.64
Strongly Agree/Agree:	90.28%

The response rate shown at the top of the report is an overall SETU response rate for the unit offering that is based on the proportion of invited students that completed the survey. The 'Don't know' response category for the University Wide Items is non-reportable (NRP).

* The median shown here (interpolated median) is calculated under the assumption that the five point scale represents a continuous random variable rather than five discrete categories. For further information on how this measure is calculated please refer to <http://www.monash.edu/ups/setu/setu-results#methodology>